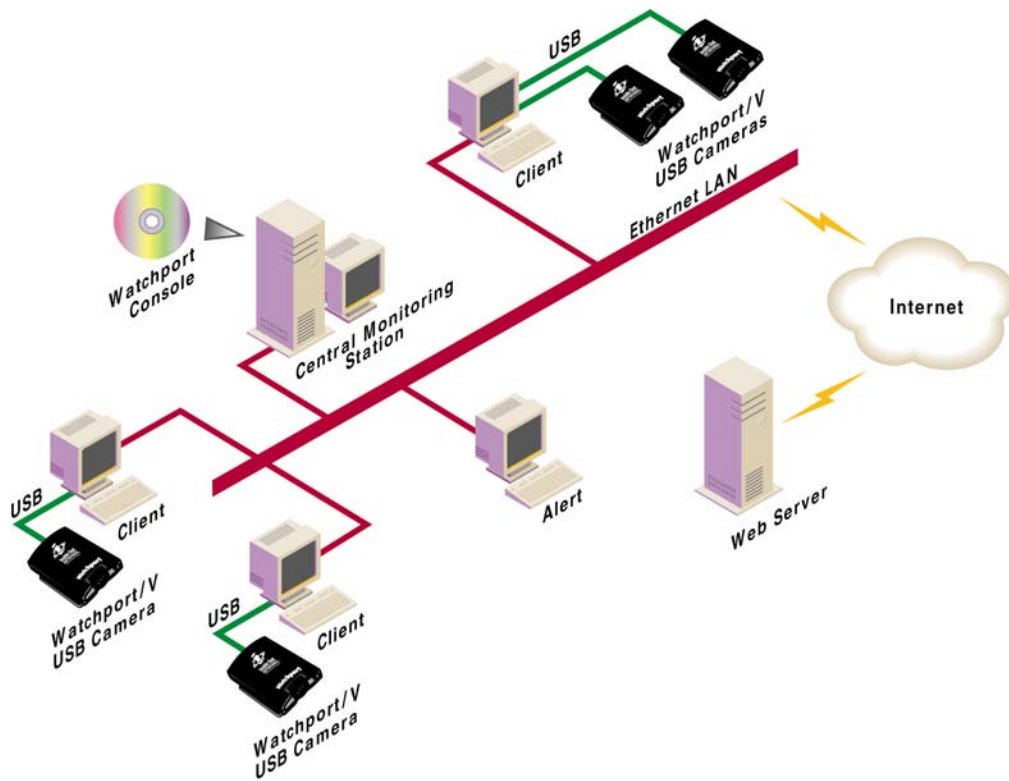




## 24/7 Monitoring with Watchport/V USB Camera and Software

(Comprehensive Motion Detection, Monitoring and Alerts: Local PC, LAN PC or WWW)

**Maximum Flexibility; Maximum Coverage**



**Contents**

I. Overview.....3

II. Single PC with One or More Cameras.....3

III. Multiple PCs/Multiple Locations on a LAN.....4

IV. Multiple PCs/Multiple Locations over the Internet.....6

V. Watchport/V and AnywhereUSB.....7

VI. Watchport Hardware and Software Video Monitoring Components.....8

VII. Feature Summary.....8

VIII. Additional Enabling Products.....9

IX. Summary .....10



## I. Overview

The Watchport™/V USB camera and Watchport monitoring software, part of the Watchport Series of environmental monitoring solutions, contains all the necessary components to construct a custom video monitoring and alert system perfectly matched to each unique installation. The simplicity of the Watchport monitoring software, combined with a full array of monitoring and distribution features, gives you maximum flexibility for maximum coverage. With Watchport, you can take advantage of a complete array of features to design the best solution possible:

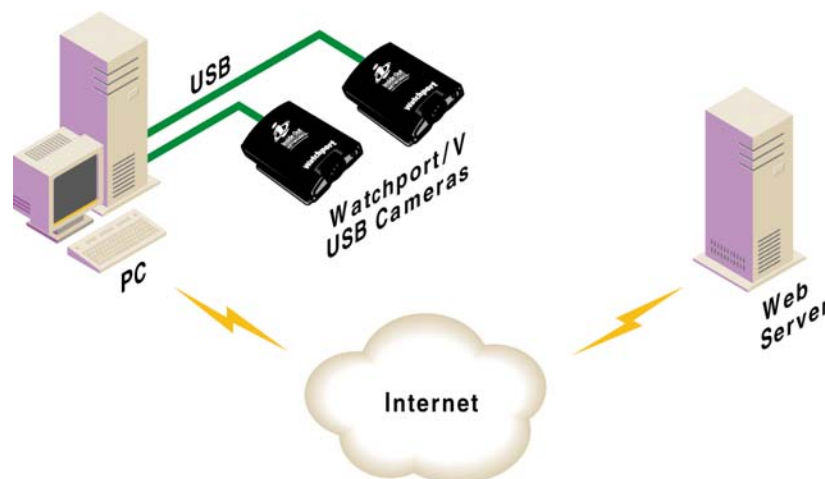
- **Motion Detection:** trigger an alert when motion is detected or when motion stops, you control sensitivity and time between triggers;
- **Video Monitoring:** monitor the video from any machine on your LAN or from a Web browser
- **Video Recording:** store video history on a local machine, a network machine or a Web server
- **Receive Alerts:** receive alerts when motion is detected; alerts can be sent by email, network message, SMS or on the local machine

## II. Single PC with One Or More Cameras

### Possible Uses:

- Small Business – inventory, customer entrance
- Restaurant or Club – cash register, private areas
- Home Security
- IT Server Room

The most basic monitoring installation involves a single PC, running Watchport Sentry with one or more cameras attached, as shown below. Watchport Sentry provides full monitoring functionality at a low price per camera.



**Multiple Cameras with Watchport Sentry:** A single PC does not mean that you are limited to a single camera, because a single copy of Sentry can handle multiple cameras on a single PC. Sentry allows users to define, save and quickly switch between different configuration profiles. Standard sample profiles for Web cam, motion detection and time lapse are included. Profiles also give you the ability to run more than one copy of Sentry on a single machine by launching multiple instances of the software in different profiles.

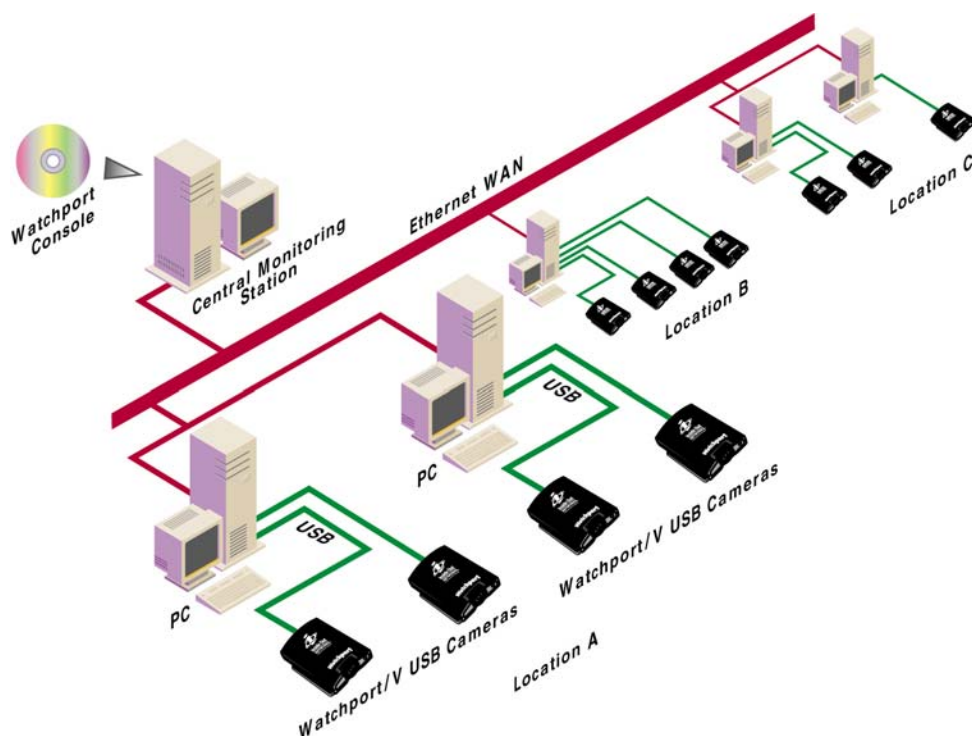
**Multiple Cameras with Watchport Console:** An alternative solution in a single PC/multi-camera environment is to use the Watchport Console to manage the video sources through a single interface instead of through multiple instances of the Watchport Sentry. If your setup involves, say, three or more cameras, you might consider using Console to centralize setup and administration tasks – such as file storage and retention, alert events and messaging, and scheduling.

### III. Multiple PCs/ Multiple Locations On A LAN

The Watchport Series is completely scalable for all your monitoring needs. With Watchport Console, you can easily manage a host of networked monitoring stations and the cameras attached to them.

#### Possible Uses:

- Multiple Sites – Secure surveillance and alerts
- Manufacturing – Monitor assembly lines
- Remote equipment facilities
- Multiple entrances



**Multiple Networked Monitoring Stations:** Single PC monitoring stations, like those previously described, can be networked together to form a complex monitoring system that allows for both local and remote viewing of the video data. A PC connected to a network can become one of any number of monitoring stations, limited only by the presence of a network connection.

### **Network Monitoring:**

**Centralized Monitoring of Sentry Clients From Watchport Console:** Watchport Console can connect, over a LAN, to a remote camera attached to a PC running Watchport Sentry. Thus, the Watchport Sentry becomes a video “client” of the Watchport Console running on a remote machine on the network.

**Peer-to-Peer Monitoring From Any Browser:** Watchport Sentry and Console both contain built-in Web servers and allow you to monitor any station over a TCP/IP connection. Built-in authentication prevents unauthorized access.

**Centralized Administration:** The Watchport Console may be remotely administered over a network.



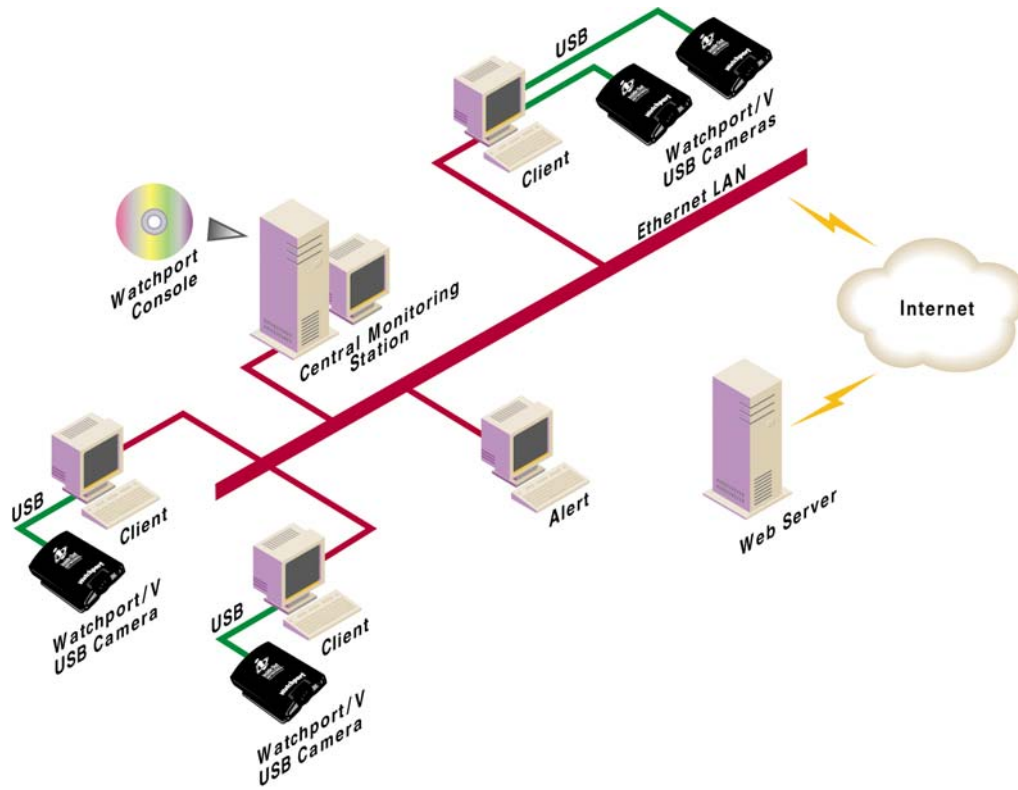
*The Watchport/V USB camera offers exceptional low light sensitivity (<1 lux), making it ideal for surveillance and other remote monitoring applications. An optional lens kit is available, allowing total customization for unique application requirements*

#### IV. Multiple PCs/ Multiple Locations Over the Internet

##### Possible Uses:

- Multi-national facilities on separate networks
- Traveling executives

You can also take all the functionality previously described and monitor your installations over the Internet, with no additional cost.



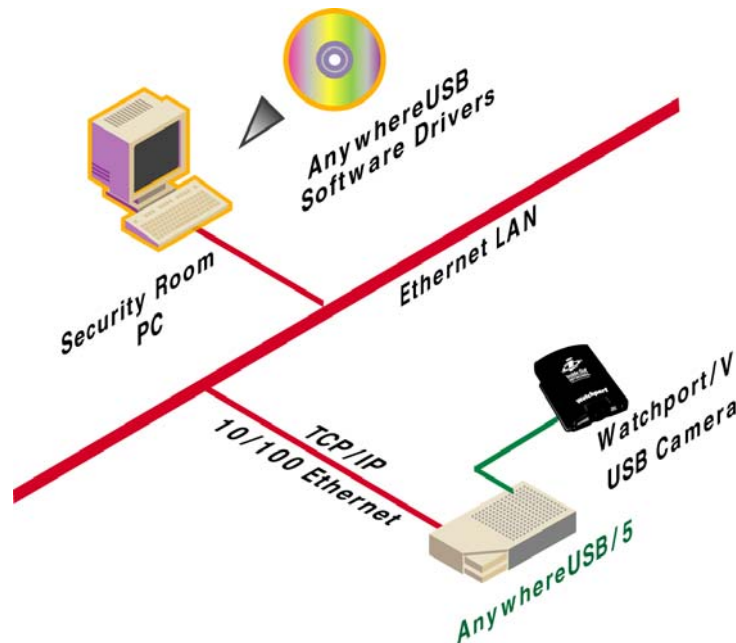
**Publish to a Web Server:** Watchport Sentry and Watchport Console have the ability to FTP video data to an external site. Now your external Web server can serve the video data, both current and historic, over the World Wide Web. You don't have to be connected to your local network in order to monitor a site. Imagine being out of the country and being able to monitor your facility a thousand miles away.

## V. Watchport/V and AnywhereUSB

### Possible Uses:

- Large facilities needing centralized monitoring
- Isolated locations
- Multiple facilities in the same complex
- Anywhere you don't have a PC

Digi International and Inside Out Networks have pioneered technology that allows USB devices to connect to a host over a network. AnywhereUSB<sup>®</sup> utilizes USB-Over-IP<sup>®</sup> technology to connect USB devices anywhere on a TCP/IP network, without a locally attached host PC, thereby breaking the USB cabling distance limitation.



**Make a Network Connection to Your Watchport/V:** With AnywhereUSB, the Watchport/V can be connected to Watchport Sentry or Watchport Console over a network connection. This allows a single PC to host multiple cameras that are spread throughout a facility or dispersed geographically. AnywhereUSB allows you to monitor more places with fewer PCs and you can set up a camera in any location that has network access. If a location is wired for network access, you can monitor it with Watchport/V and AnywhereUSB.

## VI. Watchport Hardware and Software Video Monitoring Components

### USB Camera:

301-9010-1 Watchport/V USB Camera

### Single Camera Monitoring:

301-9026-01 Watchport Sentry

### Multiple Camera Interface:

301-9027-01 Watchport Console

(Connect up to 4 cameras; additional nodes may be purchased separately)

301-9028-01 Watchport Console Plus

(Connect up to 8 cameras; additional nodes may be purchased separately)

301-9029-01 Watchport Console Xtra License

(License for additional Console connection; one connection per license)

## VII. Feature Summary

### Video Content Options

#### *Live Video Monitoring Options*

Live Video

- Sentry and Console allow you to monitor the live video feed from any connected camera(s)

LAN Web Cam

- View video over a LAN by connecting to the embedded Web server

WWW Web Cam

- “Near real-time” video from a Web browser
- FTP current video to Web server
- View video using built-in HTML pages or create your own

#### *Event Based Monitoring Options*

Motion Detection

- When motion is detected, the software will send alerts, store or upload video data
- Set sensitivity and adjust for varying light conditions
- Track motion with cross hairs in video window
- Zoom and pop-up on motion
- Includes reverse motion detection that triggers an alert when motion drops below a user-defined threshold

Time Lapsed

- Take snapshots at regular intervals
- Store the files locally, on the network or FTP to remote site

### **Alerts**

- Email
- FTP/Web
- SMS
- Local Machine
- External Application
- Automatically email a person or group; attach images to the email
- Upload a Web page containing captured images
- Send an alert message to a mobile phone
- Play a wave file or (if your system supports it) have the local machine speak an alert message
- Trigger the execution of an external application

### **Video Recording Options**

- Local PC
- Network Disk
- Remote Server
- Store the video output on the host PC
- Store the video output on a shared network disk
- FTP the video output to a remote server

### **Video Monitoring Station Options**

- Local PC
- LAN PC
- Internet Browser
- View the live video feed
- View the motion detection video feed separately, using cross hairs and zoom to track motion
- Connect to the embedded Web server over a LAN
- Use Console to connect to a camera attached to a networked PC running Sentry
- View images uploaded to a remote Web server

## **VIII. Additional Enabling Products**

### **USB 2.0 PCI Card**

Add a second USB host controller to your PC by adding a PCI card. The second controller can share the throughput requirements from multiple cameras.

### **USB Active Extender Cables**

Extend the range of your USB device 16 feet per extender and connect up to five extenders in series.

## IX. Summary

The Watchport/V USB camera and Watchport monitoring software give you the full range of motion detection, monitoring and alert capability, allowing you to create almost any type of monitoring system you can dream up. From small, single PC installations to fully distributed and geographically dispersed systems, you have the tools you need to make it happen. If your locations are connected to a LAN, WAN or the Internet, you can capture and share video information from any point to any point. Maximum flexibility equals maximum coverage.

*Making*  
**DEVICE NETWORKING**  
*easy™*



**Connectware™**



**[www.digi.com](http://www.digi.com)**  
**[www.ionetworks.com](http://www.ionetworks.com)**