

EATON

Powerware

Powerware® 5115 Uninterruptible Power System

Product Focus

500-1400 VA



Product Snapshot

Tower Rating: 500-1400 VA

Input/Output Voltage: 110/120 Vac;
220/230/240 Vac

Frequency: 50/60 Hz
(auto-sensing)

Configuration: Tower

Features

- Extends battery service life and provides advanced warning of the end of useful battery life with ABM® Technology
- Delivers smooth, continuous power with pure sine wave output
- Regulates power fluctuations with Buck and Boost voltage regulation
- Protects equipment connected by network or phone wiring from “back door” power surges with a Network Transient Protector
- Minimizes downtime with hot-swappable batteries
- Communicates with LanSafe® power management software via serial and USB ports
- Ensures data integrity with the Software Suite CD
- Provides investment protection with a two-year limited warranty, 10-year pro-rated warranty, \$150,000 load protection guarantee (U.S. and Canada)

The cost-effective Powerware 5115 uninterruptible power system (UPS) is designed to protect NT workstations, small servers, hubs, routers, PCs, and other electronic equipment from power disturbances. Ideally suited for small to medium-sized businesses, the Powerware 5115 UPS features both USB and serial ports to facilitate LanSafe software communication.

To prolong battery service life, the Powerware 5115 incorporates ABM Technology, which increases battery service life, optimizes recharge time for quick recovery after power outages, and provides advanced warning of the end of useful battery life. In addition, incoming voltage fluctuations are corrected so they do not affect the performance of connected equipment.

Unlike other competitive UPSs in its class, which use a simulated sine wave, the Powerware 5115 provides pure sine wave output during battery operation. As a result, the connected load continues to receive a quality electrical waveform and operates smoothly even during power outages.

To preserve data integrity, the Powerware 5115 is bundled with the Powerware Software Suite, which contains exclusive power management software featuring extensive power monitoring and control capabilities. Backed by superior performance, the Powerware 5115 UPS keeps your equipment up and running without interruption.



Contract Holder

Powerware 5115 Features

USB and Serial Communication Ports

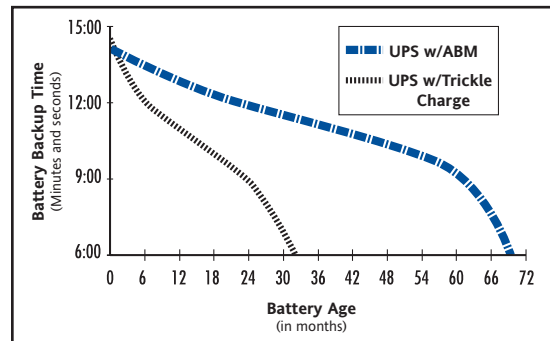

With both USB and serial ports, you can determine the most effective means of LanSafe software communication and eliminate the need for another UPS or special cabling.

Network Transient Protector

The Network Transient Protector isolates your modem, fax machine, or other electronic equipment from “back door” power surges. Located on the rear panel is one in/out port for a telephone/modem line (120V models only) or an RJ45 for a 10Base-T network cable.

ABM Technology Significantly Extends Battery Service Life

The lead-acid batteries typically used in a UPS are considered viable as long as they can maintain backup times of at least half that of new batteries. The illustration to the right shows that batteries that are constantly trickle charged (as are virtually all other UPS batteries on the market today) reach the end of their useful life in less than half the time of batteries charged using ABM. ABM uses a three-stage charging technique that increases battery service life, optimizes battery recharge time, and provides advanced notification of the end of useful battery life.



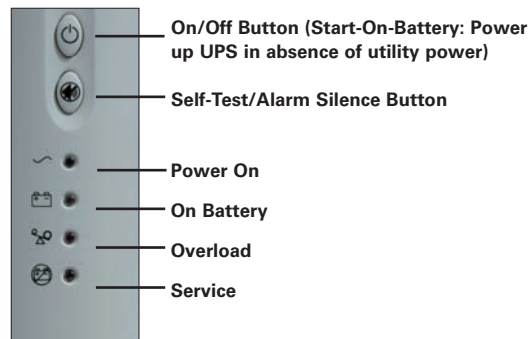
Data based on tests performed by an independent battery manufacturer.

Informative and User-Friendly Interface

The front panel of the Powerware 5115 indicates the UPS status and identifies potential power problems.

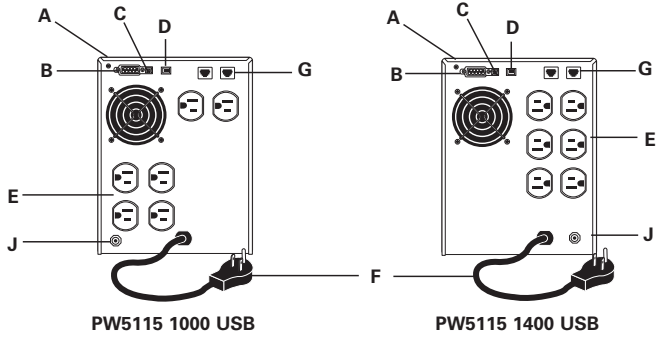
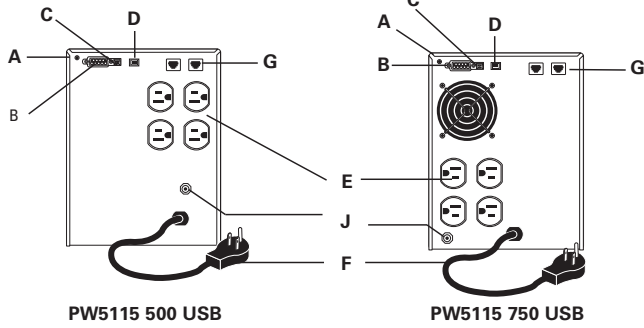
Hot-Swappable Batteries

Hot-swap and service the batteries without powering down the connected load. This makes it possible to extend the service life of your UPS without returning the unit for service.

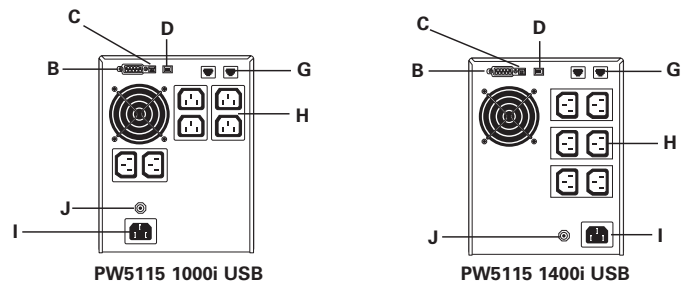
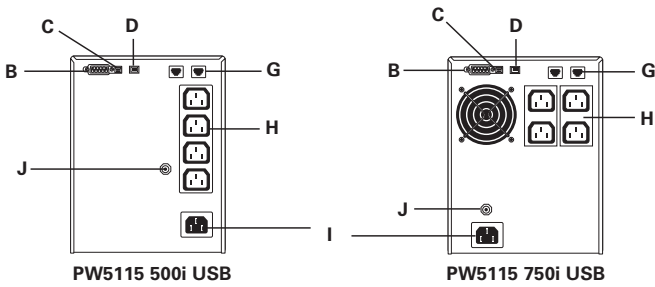


Powerware 5115 Rear Panels

120V Models



230V Models



- A. Site Wiring Fault Indicator
- B. Serial Communications Port
- C. DIP Switches (voltage selection)
- D. USB Communication Port
- E. 5-15 Receptacles
- F. 5-15 Plug (90° angle)
- G. Network Transient Protector
- H. 10A, IEC-320 Receptacles
- I. 10A, IEC-320 Input Connector
- J. Input Overcurrent Protector

BATTERY RUNTIMES (IN MINUTES)

Load	PW5115 500(i)	PW5115 750(i)	PW5115 1000(i)	PW5115 1400(i)
200 VA/128W	17	38	41	58
300 VA/192W	11	27	28	41
500 VA/320W	5	14	15	28
600 VA/402W		9	10	19
750 VA/503W		6	8	14
900 VA/603W			6	10
1000 VA/670W			5	8
1200 VA/804W				6
1400 VA/938W				5

This guide provides typical application information. Battery runtimes are approximate and may vary with equipment, configuration, disk access, battery age, temperature, etc.

POWERWARE 5115 MODEL SELECTION GUIDE

Model Number	Power Out (VA/Watts)	Input Connection	Output Connections	Dimensions (HxWxD, in./mm)	Unit Weight (lb/kg)
120 Vac¹; 50/60 Hz auto-sensing					
PW5115 500 USB	500/320	5-15P	(4) 5-15R	7.6 x 5.9 x 10.6/193 x 150 x 270	17.2/7.8
PW5115 750 USB	750/500	5-15P	(4) 5-15R	7.6 x 5.9 x 13.2/193 x 150 x 335	27.3/12.4
PW5115 1000 USB	1000/670	5-15P	(6) 5-15R	7.6 x 5.9 x 13.2/193 x 150 x 335	27.8/12.6
PW5115 1400 USB	1400/950	5-15P	(6) 5-15R	7.6 x 5.9 x 15.4/193 x 150 x 390	37.0/16.8
230 Vac¹; 50/60 Hz auto-sensing					
PW5115 500i USB	500/320	IEC-320, 10A	(4) IEC-320	7.6 x 5.9 x 10.6/193 x 150 x 270	17.2/7.8
PW5115 750i USB	750/500	IEC-320, 10A	(4) IEC-320	7.6 x 5.9 x 13.2/193 x 150 x 335	27.3/12.4
PW5115 1000i USB	1000/670	IEC-320, 10A	(6) IEC-320	7.6 x 5.9 x 13.2/193 x 150 x 335	27.8/12.6
PW5115 1400i USB	1400/950	IEC-320, 10A	(6) IEC-320	7.6 x 5.9 x 15.4/193 x 150 x 390	37.0/16.8

1. Also user-selectable for 110V via rear panel DIP switches. 2. 230V default; also user-selectable for 220 and 240V via rear panel DIP switches.

Technical Specifications¹

Electrical Input

Voltage	120 and 230 Vac nominal; see Model Selection Guide for user-selectable voltages
Online Voltage Range	±20% of nominal voltage at full load
Nominal Input	45-65 Hz, 50/60 Hz, auto-sensing
Frequency	
Input Protection	120V models: Resettable circuit breaker 230V models: AC source overcurrent protection device (required)
Connection	See Rear Panels above

Electrical Output

Power Levels	500-1400 VA
Online Regulation	-10%, +6% of nominal voltage
On Battery Voltage Regulation	±5% of nominal voltage; -10% after low battery warning
On Battery Frequency	±0.1 Hz of nominal frequency
Regulation	
Voltage Wave Shape	Sine wave (during normal and battery operation)
Interconnecting Cords (230V models)	2 ea. IEC-320, 10A

Indicators and Controls

Front Panel LEDs	Power on, on battery, overload, and battery fault
Front Panel Buttons	On/Off and alarm silence/self-test
Communications Port	DB9 female or USB (UPS ships with USB and serial communications cables)
Power Factor	500 VA: 0.64; 750/1000 VA: 0.67; 1400 VA: 0.

1. Due to continuing improvement, program specifications are subject to change without notice. Battery runtimes are approximate and may vary with equipment, configuration, battery age, temperature, etc.

Battery

Battery Type	Sealed, maintenance-free lead-acid; starved electrolyte
Battery Description	500 VA: (1) 12V, 9 Ah 750 VA: (2) 12V, 7.2 Ah 1000 VA: (2) 12V, 9 Ah 1400 VA: (3) 12V, 9 Ah
Battery Recharge	<3 hours to 90% capacity
Battery Runtime	5 minutes minimum; See Battery Runtimes table
Start-On-Battery	Startup with UPS batteries in absence of utility power

General

Topology	Line-interactive
Dimensions and Weight	See Model Selection Guide
Network Transient	In and out RJ11 jack for telephone/modem protection
Protector	(120V models only) or RJ45 for 10Base-T network cable; UL497A tested

Environmental and Safety

Safety Markings	UL, cUL, and CSA; 230V models also CE and TUV
Safety Conformance	UL 1778, CAN/CSA C22.2, No. 107.1; 230V models also EN 50091-1-1 and IEC 60950
EMC Markings	FCC Class B; 230V models also CE (EN50091-2) and C-Tick
Surge Suppression	ANSI C62.41 Category A (formerly IEEE 587)
Immunity	IEC 801-2, -3, -4
Operating Temp	0 to 40°C (32 to 104°F); UL tested 25° (77° F)
Transit/Storage Temp	-15 to 55°C (5 to 131°F)
Audible Noise	<45 dBA, typical
Relative Humidity	5-95% non-condensing

UNITED STATES
8609 Six Forks Road
Raleigh, NC 27615 U.S.A.
Toll Free: 1.800.356.5794
or 919.872.3020

www.powerware.com

CANADA
Ontario: 416.798.0112

LATIN AMERICA
Argentina: 54.11.4343.6323
Brazil: 55.11.3616.8500
México: 52.55.5488.5252

EUROPE/MIDDLE EAST/AFRICA
Denmark: 45.3686.7910
Finland: 358.94.52.661
France: 33.1.6012.7400
Germany: 49.7841.666.0
Italy: 39.02.66.04.05.40
Norway: 47.23.03.65.50
Sweden: 46.8.598.940.00
United Kingdom: 44.1753.608.700

ASIA PACIFIC
Australia/NZ: 61.2.9693.9366
China: 86.21.6361.5599
HK/Korea/Taiwan: 852.2745.6682
India: 91.11.2649.9414 to 18
Singapore/SEA: 65.6829.8888

Powerware, LanSafe and ABM are trade names, trademarks and/or service marks of Eaton Corporation or its subsidiaries and affiliates. All other trademarks are property of their respective owners.



© 2006 Eaton Corporation
All Rights Reserved
Printed in USA
5115FXA
April 2006