



Model I-7044D with LED Display

Models: I-7044, I-7044D

Isolated Digital Input/Output Module

with LED Display (I-7044D)

I-7000 is a family of network data acquisition and control modules providing analog to digital, digital to analog, digital input/output, timer/counter and other functions. The modules can be remotely controlled by a set of commands.

The digital input/output modules support TTL signal, photo-isolated digital input, relay contact output, solid-state relay output, PhotoMOS output and open-collector output.

The I-7044 is a 4-channel digital input and 8-channel output module. The 4 inputs are isolated with common power, and outputs are isolated with common source. Isolation voltage up to 3750Vrms protects damage from suddenly industrial electric power shock. The digital input channels can monitor active TTL signals, and sense passive switch on/off signal. The output channels are open-collector transistor switches that can be controlled from a host PC or you can use the switches to control solid-state relays.

The I-7044D is the I-7044 with LED display.

Specifications

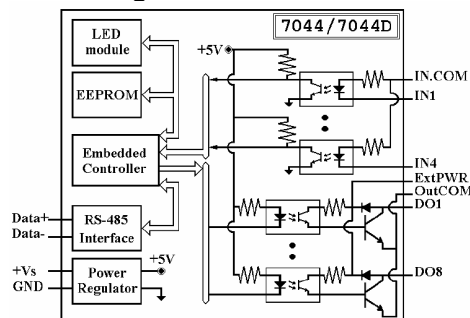
Digital Output

- Channels: 4
- Isolated channel with common power
- Isolation voltage: 3750Vrms
- Digital input status
Logic level 0: +1V max.
Logic level 1: +3.5V ~ +30V
- Input impedance: 3K Ohm, 0.5W
- D/I can be used as counter channels: 4
Input frequency: 100Hz
- 16-bit: 0~65,535

Digital Output

- Channels: 8
- Isolated channel with common source
- Isolation voltage: 3750Vrms
- Open collector to 30V
- Output current: 375mA per channel

Block Diagram



Features/Benefits

- 4 digital input channels
- 8 digital output channels
- LED indication
- Isolation voltage up to 3750Vrms
- Software calibration
- Dual watchdog

PIN Assignments

IN4	1	20	DO8
IN3			DO7
IN2			DO6
IN1			DO5
IN COM			DO4
INIT*			DO3
(Y)DATA+			DO2
(G)DATA-			DO1
(R)+Vs			Out.COM
(B)GND	10	11	Ext.PWR

International Headquarters:

B & B Electronics Mfg. Co. 707 Dayton Road P.O. Box 1040 Ottawa, IL 61350 USA
815-433-5100 Fax 433-5104 www.bb-elec.com orders@bb-elec.com support@bb-elec.com

B & B Electronics Ltd Westlink Commercial Park Oranmore Co. Galway Ireland
+353 91 792444 Fax +353 91 792445 www.bb-europe.com orders@bb-elec.com support@bb-europe.com

LED Indication (Only for I-7044D)

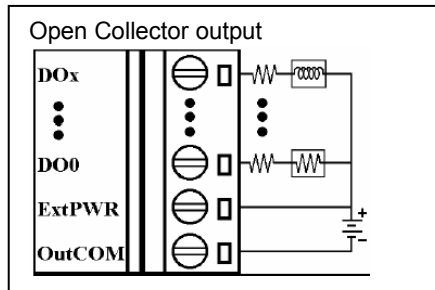
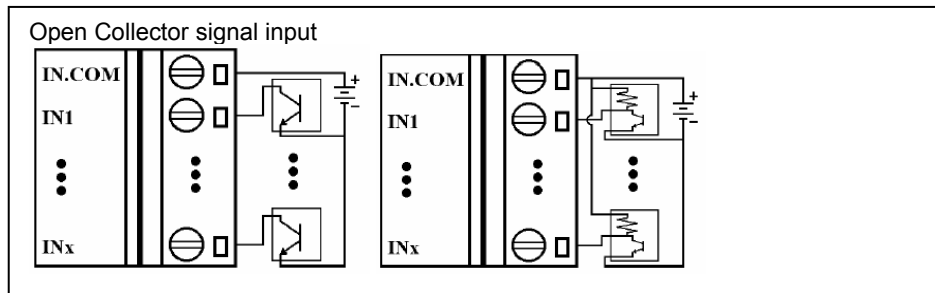
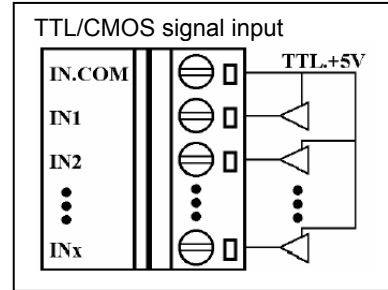
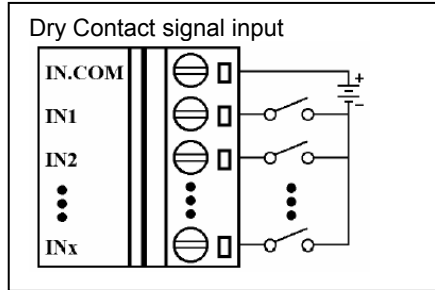
RS-485 Connector

Asynchronous 2-wire half-duplex
Pluggable terminal block: Pitch 5.08mm

Baud Rate

1.2K/2.4K/4.8K/9.6K/19.2K/38.4K/57.6K/115.2K bps

Wire Connection



Power Requirements

Power input: +10 to +30VDC input

Power Consumption

1.0Watt for I-7044
1.7Watt for I-7044D

Environmental

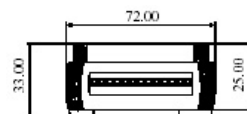
Storage temperature: -25 to 80°C (-13 to 176 °F)
Operation temperature: -20 to 75°C (-4 to 167 °F)
Humidity: 5 to 95%, non-condensing

Dimensions LxWxH:

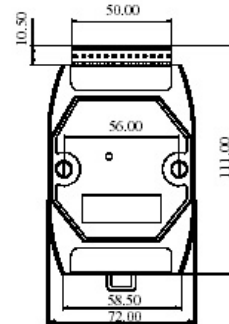
120 x 72 x 33 cm
47.2 x 28.4 x 13.0 in

Certification:

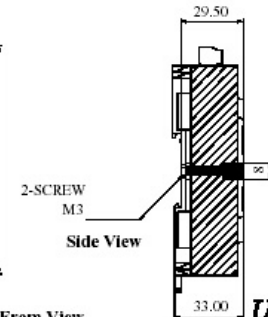
CE



Top View



From View



Side View

Unit : mm

International Headquarters:

B & B Electronics Mfg. Co. 707 Dayton Road P.O. Box 1040 Ottawa, IL 61350 USA
815-433-5100 Fax 433-5104 www.bb-elec.com orders@bb-elec.com support@bb-elec.com

B & B Electronics Ltd Westlink Commercial Park Oranmore Co. Galway Ireland
+353 91 792444 Fax +353 91 792445 www.bb-europe.com orders@bb-elec.com support@bb-europe.com